



### District Report Card: 2017


<b>State:</b> Rajasthan	<b>District:</b> Bharatpur
<b>Class:</b> 3	<b>Subject:</b> Mathematics
<b>Schools:</b> 61	<b>Students:</b> 1099


### Participation/Coverage


#### Students

<div>GENDER</div> <div></div>	Boys		Girls	
	Number	%	Number	%
	460	41.86	639	58.14

<div>AREA</div> <div></div>	Rural		Urban	
	Number	%	Number	%
	1002	91.17	97	8.83

<div>CATEGORY</div> <div></div>	SC		ST		OBC		GEN	
	Number	%	Number	%	Number	%	Number	%
	302	27.48	20	1.82	684	62.24	93	8.46

<div>CWSN</div> <div></div>	LD	VI	HI	S&LD	ID	Oth
	3	12	1	1	4	0

<div>Management</div> <div></div>	Government		Government-aided	
	Number	%	Number	%
	1099	100.00	0	0.00

### Average Performance of Students in Mathematics (%)

Overall	Gender		Area		Management		Social Group			
	Male	Female	Rural	Urban	Govt.	Aided	SC	ST	OBC	GEN
<b>76.86</b>	<b>76.97</b>	<b>76.79</b>	<b>77.47</b>	<b>70.58</b>	<b>76.86</b>	<b>0.00</b>	<b>76.56</b>	<b>76.67</b>	<b>77.37</b>	<b>74.19</b>

## Performance on Learning Outcomes (LOs)

Learning Outcomes	Description	Average Performance(%)
M301	Reads and writes numbers up to 999 using place value	68.59
M302	Compares numbers up to 999 based on their place values	89.26
M303	Solves simple daily life problems using addition and subtraction of three digit numbers with and without regrouping	76.45
M304	Constructs and uses the multiplication facts (up till 10) in daily life situations	79.12
M305	Analyses and applies an appropriate number operation in the situation/ context	76.43
M306	Explains the meaning of division facts by equal grouping/sharing and finds it by repeated subtraction	79.07
M309	Identifies and makes 2D-shapes by paper folding, paper cutting on the dot grid, using straight lines etc.	87.47
M311	Fills a given region leaving no gaps using a tile of a given shape	51.42
M312	Estimates and measures length and distance using standard units like centimeters or meters & identifies relationships	43.58
M317	Reads the time correctly to the hour using a clock/watch	86.44
M318	Extends patterns in simple shapes and numbers	72.85
M319	Records data using tally marks, represents pictorially and draws conclusions	79.53

Range of Performance of Students who Answered Correctly							
Below 30%		30% - 50%		50% - 75%		Above 75%	
Number	%	Number	%	Number	%	Number	%
49	4.46	75	6.82	304	27.66	671	61.06

## Lowest Performing Learning Outcomes (LOs)

- 1 - Estimates and measures length and distance using standard units like centimeters or meters & identifies relationships (43.58)
- 2 - Fills a given region leaving no gaps using a tile of a given shape (51.42)
- 3 - Reads and writes numbers up to 999 using place value (68.59)
- 4 - Extends patterns in simple shapes and numbers (72.85)
- 5 - Analyses and applies an appropriate number operation in the situation/ context (76.43)